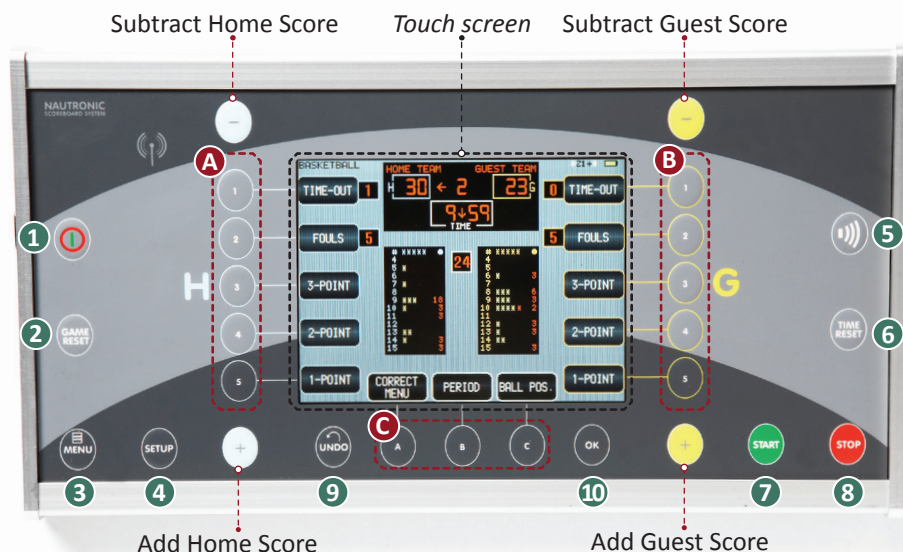


Getting to know your NAUCON-1000



1 On/off

Turn the NAUCON-1000 on and off. When turning off the control panel you must confirm by pressing **ACCEPT** on the touch screen.

2 Game reset

Reset display, you must confirm by pressing **ACCEPT** on the touch screen.

3 Menu

A menu on the touch screen will show (Fig. 1, page 6).

4 Setup

A menu on the touch screen will show.

5 Manual horn

Press to blow the horn.

6 Time reset

Resets time and sets next period time. You must confirm by pressing **ACCEPT** on the touch screen.

7 Start

Game clock starts.

8 Stop

Game clock stops.

9 Undo

Undo the latest change.

10 OK

Confirm any changes made to the setup.

A B C

You can also use the click buttons referring to the buttons on the touch screen.

Wireless communication

H Home

G Guests

Floorball setup

Choose FLOORBALL from the SELECT SPORT MENU. Then press the **SETUP** click button on the console and you will see a menu like shown below, *Fig. 19a*.

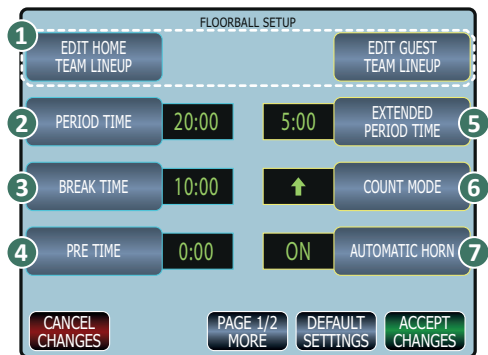


Fig. 19a – Setup Floorball “Page 1/2”

Fig. 19a – “Page 1/2”:

- 1 Edit lineups**
Choose either to edit HOME or GUEST team lineup. You will enter a screen where you can change the names and numbers of the players, *see page 40*.
- 2 Period time**
Sets the length of a period. Default is 20 minutes.
- 3 Break time**
Sets the length of the breaks between periods. Default is 10 minutes.
- 4 Pre time**
Sets the length of the pre time / the time counting down before the match. Default is 0 minutes
- 5 Extended period time**
Sets the length of an extended period. Default is 5 minutes.
- 6 Count mode**
Sets game clock to count DOWN or count UP. Default is UP.

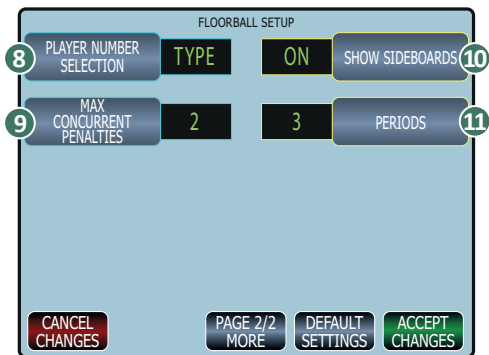


Fig. 19b – Setup Floorball “Page 2/2”

- 7 Automatic horn**
Turns the automatic horn ON or OFF. Default is ON.
- Fig. 19b – “Page 2/2”:**
- 8 Player number selection**
Choose whether scores and penalties are given to a specific player or to the whole team. Default is TYPE.

LIST: Choose player number from a list.
TYPE: Type player number.
OFF: Scores and penalties are given to the whole team
- 9 Max concurrent penalties**
Sets the max of penalties (1-5). Default: 2.
- 10 Show sideboards**
Turns the sideboards ON or OFF. Default is ON.
- 11 Periods**
Sets the number of periods in the match. Default is 3.